



8825 Respirator

Data Sheet



Main Features

The 3M 8825 respirator has exceptional comfort because of an advanced soft facepiece sealing ring which provides a good fit over a wide range of face sizes; a large surface area providing maximum filtration but minimising the build-up of hot air inside the facepiece; an exhalation valve to reduce moisture build-up in certain work conditions; and 4-point adjustable straps and adjustable nose clip to ensure a comfortable and properly sealed fit.

Applications

- Engineering
- Pharmaceuticals
- Construction
- Food
- Quarries
- Agriculture

Approvals

- The 3M 8825 has been shown to meet the Basic Safety Requirements under Article 10 and 11B of the European Community Directive 89/686.
- Meets the performance requirements of the European Standard for filtering facepiece dust respirators EN149:2001 FFP2D
- The product is CE-marked.

Materials

The following materials are used in the production of this

- Straps - Polyisoprene/Cotton fibre
- Nose-clip - Steel
- Filter - Polypropylene
- Face seal - PVC
- Valve - Polypropylene/Polyisoprene

Weight: 30 g

Standards

The product has been tested to the European Norm N149:2001 and has met the requirements of category FFP2D in this standard.

The main performance tests in this standard are:

- Filter Penetration
- Total Inward Leakage
- Flammability
- Breathing Resistance
- Performance

The 8825 offers an Assigned Protection Factor of 10* (Nominal Protection Factor of 12); i.e., it can be used in atmospheres containing up to 10 times the Workplace Exposure Limit (WEL) of contaminant as specified in the Health & Safety Executive Guidance note EH40.

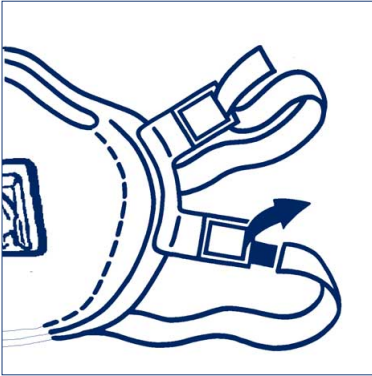
* As detailed in EN 529

Warnings

- As with the use of any respiratory device, the wearer must first be trained in the proper use of the product.
- This product does not protect the wearer against gases, vapours, solvents from paint spray operations or atmospheres containing less than 19.5% oxygen.
- Use only in adequately ventilated areas containing sufficient oxygen to support life.
- Do not use when concentrations of contaminants are immediately dangerous to life or health.
- Leave the area immediately if:
 - * breathing becomes difficult
 - * dizziness or other distress occurs
- Discard and replace respirator if it becomes damaged or breathing resistance becomes excessive.
- Never alter or modify this device.
- Cleaning and disinfection. If the 8825 is to be used for more than one shift it should be cleaned at the end of each shift and stored between shifts in a sealed container or bag.

To clean the 8825, the 3M face seal cleaner 105 should be used to wipe the face seal gasket of the product.

Fitting Instructions



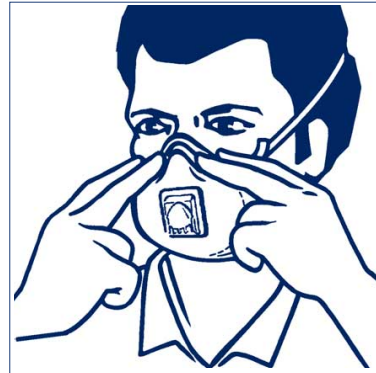
1. Thread top elastic strap through top buckles. Repeat for bottom strap and buckles. Place the bottom elastic strap around the head just below the ears. Untwist the strap.



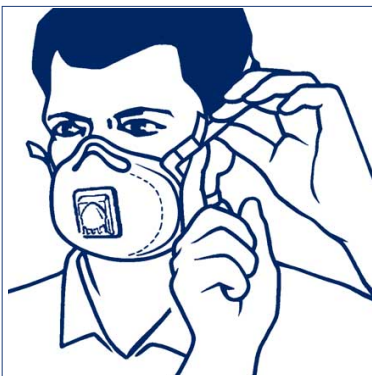
2. Place the top elastic strap around the head, above the ears. Untwist the strap.



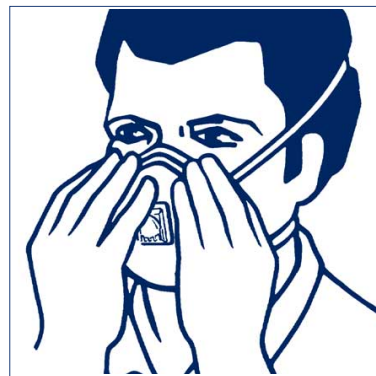
3. Adjust tension by pulling tabs of each strap, as shown.



4. Using both hands, mould metal nosepiece comfortably to shape of nose.



5. Strap tension may be decreased without removing respirator from the head by pushing out on the back of the buckles



6. The seal of respirator on the face should be fit-checked prior to wearing in the work area.

a) Cover the front of the respirator with both hands, being careful not to disturb the position of respirator.

b) Inhale sharply. A negative pressure should be felt inside respirator.

If any leakage is detected, adjust position of respirator and/or tension of strap. Retest the seal. Repeat the procedure until the respirator is sealed properly. If you cannot achieve a proper fit do not enter contaminated area. See your Supervisor.

Note - do not use with beards or other facial hair that may inhibit contact between the face and the edge of the respirator.

Respiratory protection is only effective if it is correctly selected, fitted and worn throughout the time when the wearer is exposed to hazards.

3M offers advice on the selection of products and training in the correct fitting and usage.

For help with selecting the most appropriate forms of PPE and relevant Health and Safety legislation, or for more detailed product information, please contact the 3M Health and Safety Helpline on: 0870 60 800 60 (UK). For callers within the Republic of Ireland 1 800 320500.



Occupational Health Group
3M United Kingdom PLC

3M Centre
Cain Road, Bracknell
Berkshire RG12 8HT
Tel: 0870 60 800 60

Occupational Health Group
3M Ireland

3M House, Adelphi Centre,
Upper Georges St.
Dun Laoghaire, Co. Dublin, Ireland
Tel: 1 800 320 500

www.3m.com/uk/ohes
ohes.helpline.uk@mmm.com